

FOURTH ANNUAL
Bull Sale

SATURDAY | MARCH 16 | 1 PM

WINTER LIVESTOCK
DODGE CITY, KS

FULL CIRCLE CATTLE CO. FOURTH ANNUAL

Bull Sale

**SAT
MAR 16 1 PM** **DODGE CITY, KS
WINTER LIVESTOCK**


SALE LOCATION:

Winter Livestock, Dodge City, Kansas
1414 E Trail Street, Dodge City, KS 67801

SALE HOSTS:

Taylor Stabel 620-260-6815
tstabel@kcflc.com

Lyndee Stabel 785-851-7303
lyndee.mae@gmail.com



SALE MANAGER:



JWC Marketing LLC
Wes Chism | 281-761-5952
PO Box 1368 | Platte City, MO 64079
wes@jwcmarketing.com

AUCTIONEER:

Cody Lowderman, Macomb, IL 309-313-2171

SALE STAFF:

Hadley Schotte, Charolais Journal 785-562-6632
Matt Woolfolk, MRW Cattle Resources 731-694-6469
Donnie Leddy, Cattle Business Weekly 605-695-0113
Matt Caldwell, Stock Exchange 913-755-1105

ONLINE BIDDING & VIDEOS:

Bull videos available of the offering on DVAuction.com

DVAuction
Broadcasting Real-Time Auctions

Fellow Cattlemen and Cattlewomen,

On behalf of the Full Circle Cattle Co family, it is my pleasure to welcome you to the Fourth Annual Bull Sale. It has been Full Circle Cattle Co.'s goal since the very beginning to get better with every year, every calf crop. We all agree this is the best set of bulls we have offered to date. Despite the harsh winter early on, the bulls have met and exceeded our expectations. We have seen some of the best performance yet.


Taylor and Lyndee alongside their herdsman, Heather Evans, and their entire team, work diligently to provide you the facts - weights and carcass ultrasound data. They have spent the last handful of years assembling one of the most purpose driven Charolais herds in the country seeking genetics that will add value to their customers through the full circle.

The unbeatable performance of Charolais cattle in the feeding industry is what led Full Circle to start this venture and they continue to focus on what matters most to the rancher - calving ease, performance, doability, soundness, and carcass merit. With these traits in mind, I believe Full Circle has a bull here that can fit any need.

On behalf of the Full Circle family, we want to thank all of you who have supported their program in the past, and we eagerly welcome any of you who are here with us for the first time. We hope we can continue to earn your trust and respect through the time and effort we have given to this program.

Sincerely,

Wes Chism, JWC Marketing



Owner • Lyndee Stabel



Herdsman • Heather Evans

Owner • Taylor Stabel



GENOMIC TESTING GE-EPDS:

All bulls have been 100K genomically tested and parent verified. These EPDs represent the most up to date data that we can provide at time of print.

DELIVERY:


Free delivery of bulls within 200 miles of the ranch.

GUARANTEES:

All bulls will sell with a one year fertility and structural guarantee.

HEALTH:

All bulls are fertility-tested and will sell with proper interstate health certificates. Vet services provided by Berning Veterinary Service, Lakin, KS.



Dr. Kyle Berning

HOTELS IN DODGE CITY, KANSAS:

Hampton Inn & Suites 620-225-0000

Holiday Inn Express 620-225-1000

TownePlace Suites 620-371-7171

CATALOG ARTWORK:



FULL CIRCLE BUYBACK PROGRAM

When you buy a bull from Full Circle, you are getting more than just the animal. You are also receiving our time and knowledge to assist with your operation. We primarily started this business to help provide ourselves with a consistent source of feeder cattle. And as we work to create this source of cattle we know our efforts can be mutually beneficial for our customers.

So how does it work?

A few simple criteria...

1. Calves must be sired by Full Circle (FC) bulls.
2. All calves must be vaccinated twice with BoviGold 5 and Vision 7.
3. Calves are NOT required to be weaned, but doing so will add further value.
4. The calves can be marketed either through a local sale barn or by private treaty.
5. All calves must be tagged with an FC ID tag (complementary with bull purchase).

Benefits for You

- The ability to:
 - Retain ownership/partner on your cattle through feeding
 - or Top your local cattle market
- Marketing assistance from FC staff
- Knowledge of your cattle performance from start to finish
- Carcass data on cattle when applicable

BULLS TO CALVES TO BEEF...

Adding value through the Full Circle

FEBRUARY 2024 BREED AVERAGE EPDS:

CE	BW	WW	YW	Milk	MCE	Mtnl	SC	CW	REA	Fat	MB	TSI
10.8	-1.2	61	110	24	9.1	54	1.0	24	0.70	0.014	0.13	253.72

CHAROLAIS EPD DEFINITIONS:

Calving Ease Direct (CE) is expressed as a difference in percentage of unassisted births in first calf heifers. A higher value indicates greater calving ease. It predicts the average difference in unassisted births with which a sire's calves will be born when bred to first-calf heifers.

Birth Weight EPD (BW) The expected difference in average birth weight (pounds) of progeny. Birth weight reflects prenatal growth.

Weaning Weight EPD (WW) The expected difference in average weaning weight of calves. The evaluation reflects the genetic influence on pre-weaning growth rate.

Yearling Weight EPD (YW) The expected difference in average yearling weight of progeny. The evaluation reflects genetic influence on both pre-weaning and post-weaning growth rate.

Maternal Milk EPD (Milk) The genetic ability of a sire's or dam's daughters to express in pounds of weaning weight in her calves due to her maternal ability through mothering instinct and milk.

Calving Ease Maternal (MCE) is expressed as a difference in percentage of unassisted births in first calf daughters. A higher value indicates greater calving ease.

Total Maternal EPD (Mtnl) A value to predict the weaning weight performance of calves from a animal's daughters due to genetics for growth and maternal ability. Total Maternal is calculated by adding 1/2 the WWT EPD to the Maternal Milk EPD.

Scrotal Circumference EPD (SC) The expected difference in scrotal circumference (expressed in centimeters) of a bull's or dam's male offspring at yearling compared to progeny of all other animals evaluated. Research has also indicated a relationship between increased SC EPD and decreased age at puberty for daughters.

Carcass Weight EPD (CW) Expected progeny differences for Carcass Weight is a predictor of pounds of retail product at a constant age endpoint. Selection for increased values should result in heavier carcasses weights at the same age endpoint. Carcass Weight EPD are expressed in pounds.

Ribeye Area EPD (REA) is measured from a cross-sectional area of the longissimus dorsi muscle at the 12th rib. Ribeye area is a major component of the USDA yield grade equation and selection for increased ribeye area should result in larger ribeyes and lower yield grades between animals with the same carcass weight. Ribeye area has a positive relationship with weight, the larger the animal the larger the ribeye area. Ribeye Area EPD are expressed in square inches.

Fat Thickness EPD (FAT) is measured at the 12th rib and is the primary component to the USDA Yield Grade equation. Fat thickness has a negative relationship to cutability; therefore, selection based on decreased fat thickness should result in lower yield grades and leaner cattle given the same age endpoint. Fat Thickness EPD are expressed in inches.

Marbling Score (MB) is a subjective measure of the amount of intramuscular fat in the ribeye muscle. Marbling score is the primary component of USDA Quality grade and selection for increased Marbling Score EPD should result in cattle with higher quality grades at the same age endpoints. Marbling score has a small genetic correlation with fat, therefore producers may select for increased marbling score EPD while not changing external fat thickness when cattle are harvested at the same age-constant endpoint. Marbling EPD is a prediction of the differences in the USDA subjective marbling score between parent's progeny at an age constant endpoint. Marbling is expressed in the same units as the USDA Marbling Score.

Terminal Sire Index (TSI) The AICA Terminal Sire Index (TSI) is a formal method of combining Expected Progeny Differences (EPD) - BW, WW, YW, REA, CW, MARB and FAT - into one single value on which to base selection decisions. The TSI uses estimates of the genetic relationships between traits with an economic default value based on three year rolling USDA data. The TSI represents a dollar index per terminal progeny produced for a bull in the AICA database, ranking them for profit potential.



Lot 1



FC INTEGRITY 3025 PLD

DOB: 1/14/2023 Reg# M994296 Polled ID: 3025

Sire LT RUSHMORE 8060 PLD
CCC REPUTABLE 8140 P ET
WC CCC BLUE GIRL 1528 P
LT RIO BRAVO 3181 P
LT BRENDA'S EASE 3055PLD
LT BLUE VALUE 7903 ET
CCC BAD GIRLFRIEND U146 P ET
LT LEDGER 0332 P
LK MISS RIO 2119

Dam LT PATRIOT 4004 PLD
JGS MS PATRIOT L014 E014
JGS MS 65M GRACE T709
BARA MR CIGAR 65M
JGS LADY GRACE N503 ET

EPDs													
BW	88	AWW/R	779/110	AYW/R	1,355/114	Adj. REA/R	16.58/109	Adj. %IMF/R	3.72/123	Adj. Rib Fat/R	0.30/115	CE	BW
WW	68	YW	128	Milk	34	MCE	9.5	Mtnl	68	SC	1.3	CW	41
REA	0.94	Fat	0.033	MB	0.19	TSI	272.35						

Selling 2/3 interest and full possession. Integrity had that wow factor from day 1! 3025 has an excellent EPD profile, an equally impressive performance profile and an interesting pedigree that includes not only Reputable but Patriot and Cigar! His dam came from the Sturgess Double S operation and since being put into production at Full Circle her last 3 calves have all ratioed over 100. 3025 checks all the boxes even before you start to break down the numbers. Top 25% of the breed for 10 traits, including 8% for REA, 15% TSI, and 20% YW. Ratioed 110 at weaning and 114 at yearling with 779 and 1,355 respective adjusted weights. With a 16.58 adjusted REA and an impressive 3.72% IMF, there's no doubt this one could be a breed changer!





Lot 2

2 FC REPUTABLE 3113 PLD

DOB: 2/16/2023 Reg# M994318 Polled ID: 3113

Sire LT RUSHMORE 8060 PLD
CCC REPUTABLE 8140 P ET

WC CCC BLUE GIRL 1528 P

Dam RBM FARGO Y111
NGC FARRAH 841F ET

M6 NEW GERMAINE 599 P ET

LT RIO BRAVO 3181 P
LT BRENDA'S EASE 3055PLD

LT BLUE VALUE 7903 ET
CCC BAD GIRLFRIEND U146 P ET
SPARROWS FARGO 811U
HC RHINESTONE 5100

M6 NEW STANDARD 842 P ET
M6 COOL GERMAINE 1145 P ET

EPDs												
	BW	101		AWW/R	730/103		AYW/R	1,215/101		Adj. REA/R	17.01/112	Adj. % IMF/R 2.82/93
							Adj. Rib Fat/R	0.28/108				
CE	BW	WW	YW	Milk	MCE	Mtnl	SC	CW	REA	Fat	MB	TSI
8.3	1.1	72	127	40	7.9	76	1.5	38	1.16	0.032	0.10	265.25

A powerful Reputable son that could work both in a purebred or commercial herd. His dam was acquired at the 41st National Sale from North Grove Charolais to capture some of the Germaine genetics that proved to be such a staple of M6 Ranch. Building on his impressive pedigree 3113 brings a payload of performance with adjusted weaning and yearling weights of 730 and 1215. His REA on scan day was 17.01 to ratio 112! Ranking in the top 1% of the breed for REA, 15% WW, and 20% YW.





CCC Reputable 8140 P ET

SIRE OF LOTS 1-8

3 FC RECTITUDE 3026 PLD

DOB: 1/14/2023 Reg# M994297 Polled ID: 3026

Sire LT RUSHMORE 8060 PLD
CCC REPUTABLE 8140 P ET
WC CCC BLUE GIRL 1528 P

Dam LT EASY PRO 1158 PLD
J-ART BALLET 8044 ET
LT BALLET 6233

EPDs												
CE	BW	WW	YW	Milk	MCE	Mtnl	SC	CW	REA	Fat	MB	TSI
13.1	-1.9	72	123	31	8.9	68	1.0	38	0.79	0.011	0.05	260.84

Selling 2/3 interest and full possession. A pure power bull, 3026 brings the heat. He crushed the scales at weaning for an adjusted weight of 815 at a 115 ratio and didn't slow down on his way to be the top yearling bull in his contemporary group. At yearling time, he outperformed his pen to an adjusted weight of 1397 and a 118 ratio. He balances his top 15% WW and 25% YW EPDs with a negative BW of -1.9.

5 FC REPUTABLE 3150 PLD

DOB: 3/12/2023 Reg# M994331 Polled ID: 3150

Sire LT RUSHMORE 8060 PLD
CCC REPUTABLE 8140 P ET
WC CCC BLUE GIRL 1528 P

Dam LT WYOMING WIND 4020 PLD
BHC TOP WIND 606 P
BHC MS TOP PRO 909

EPDs												
CE	BW	WW	YW	Milk	MCE	Mtnl	SC	CW	REA	Fat	MB	TSI
10.0	-0.6	55	94	29	8.3	57	1.3	15	0.71	0.014	0.04	234.36

A solid Reputable son who brings a proven Bernie Hart Charolais pedigree on the bottom side. Commercially focused and ready to work.

4 FC REPUTABLE 3122 PLD

DOB: 2/20/2023 Reg# M994320 Polled ID: 3122

Sire LT RUSHMORE 8060 PLD
CCC REPUTABLE 8140 P ET
WC CCC BLUE GIRL 1528 P

Dam LT PATRIOT 4004 PLD
BHC MS REWARD 847 P
BHC MS REWARD 204 P

EPDs												
CE	BW	WW	YW	Milk	MCE	Mtnl	SC	CW	REA	Fat	MB	TSI
14.5	-4.4	74	131	35	10.1	72	1.4	38	0.95	0.047	0.12	272.92

Big performer that jumped out in front and has stayed there. He ranks in the top 7% for BW, 8% REA as well 15% for WW, YW, and TSI. 3122 is one of the elite bulls that can balance calving ease and top dollar performance.





6 FC REPUTABLE 3052 PLD

DOB: 1/20/2023 Reg# M994302 Polled ID: 3052

Sire LT RUSHMORE 8060 PLD
CCC REPUTABLE 8140 P ET
WC CCC BLUE GIRL 1528 P
Dam LT SILVER DISTANCE 5342P
MISS HCR DIXIE 7028 PLD
MISS HCR SANDY 5068 PLD

EPDs												
CE	BW	WW	YW	Milk	MCE	Mtnl	SC	CW	REA	Fat	MB	TSI
13.6	-3.4	62	113	37	7.7	68	1.1	30	0.99	0.026	0.06	256.90

Calving Ease deluxe with an adjusted 16.74 REA and an adjusted 1,291 yearling weight. He ranks in the top 5% for REA and 15% for BW.

7 FC REPUTABLE 3111

DOB: 2/15/2023 Reg# M994317 Dehorned ID: 3111

Sire LT RUSHMORE 8060 PLD
CCC REPUTABLE 8140 P ET
WC CCC BLUE GIRL 1528 P
Dam WC MILESTONE 5223 P
MISS HCR MILLIE 8610 PLD ET
MISS HCR LEAH 3505 PLD

EPDs												
CE	BW	WW	YW	Milk	MCE	Mtnl	SC	CW	REA	Fat	MB	TSI
17.5	-6.2	54	101	36	10.0	63	1.5	24	0.84	0.018	0.16	252.11

Out of a Hubert Charolais Ranch dam who traces her lineage back to the Randi 4057 donor, 3111 offers a balanced set of performance data to compliment his pedigree. He ratioed 117 on his IMF and 102 on REA scan data.

8 FC REPUTABLE 3125 PLD

DOB: 2/22/2023 Reg# M994321 Polled ID: 3125

Sire LT RUSHMORE 8060 PLD
CCC REPUTABLE 8140 P ET
WC CCC BLUE GIRL 1528 P
Dam M6 FRESH AIR 8165 P ET
MISS HCR FRESH 7152 PLD
MISS HCR VALON 4108 PLD

EPDs												
CE	BW	WW	YW	Milk	MCE	Mtnl	SC	CW	REA	Fat	MB	TSI
13.8	-3.2	73	118	36	8.9	73	1.2	31	1.07	0.020	0.10	258.13

Carcass and performance abound with this Reputable over Fresh Air son. Ranking in the top 3% for REA EPD, he scanned an impressive 17.21 adjusted ribeye. 3125 also ranks in the top 15% WW and 20% BW.





9 FC COOLIO 3040 PLD

DOB: 1/17/2023 Reg# M994298 Polled ID: 3040

Sire SKW EXPEDITION 89C LT SUNDANCE 2251 PLD
ELDER'S HOULIO 4H SKW EDISON 77Z
 WRANGLER PRETTY LADY 98C
Dam CCC MAJOR IMPACT 613 P
J-ART MISSY 8072 P ET WC PARAMOUNT 4120 P ET
 WCCC MISS ALLIANCE 428 CCC MS LONG RUSH 405 P
 SCC ALLIANCE 0026
 SCC LADY MAC K118

EPDs												
CE	BW	WW	YW	Milk	MCE	Mtnl	SC	CW	REA	Fat	MB	TSI
5.7	1.8	63	118	29	3.2	61	0.8	27	0.84	0.041	0.01	253.73

Selling 2/3 interest and full possession. Coolio is a study in eye appeal with a powerful hip, huge rib, attractive front third, a sound but stout built leg, and big foot. An outcross pedigree featuring the breed changing Houlio, who set the breed on its head when he emerged from Canada just a few years ago. 3040 adds another layer of excitement to his soon to be herdsire title with his performance data. He mashed the scales at 820 and 1,252 actual weights at weaning and yearling to ratio at 104 and 101. Scan day saw him with an adjusted 16.31 REA. Performance and Phenotype in one bulletproof package!

10 FC HOULIO 3137 PLD

DOB: 2/28/2023 Reg# M994325 Polled ID: 3137

Sire SKW EXPEDITION 89C LT SUNDANCE 2251 PLD
ELDER'S HOULIO 4H SKW EDISON 77Z
 WRANGLER PRETTY LADY 98C
Dam LT SILVER DISTANCE 5342P
MISS HCR MATTIE 6002 PLD LT SILVER YIELD 3196 P
 MISS HCR PEARL 4080 PLD LT MATTIE 9026 POLLED
 WC-HCR PEARL JAM 8050 P ET
 MISS HCR RANDI 8037

EPDs												
CE	BW	WW	YW	Milk	MCE	Mtnl	SC	CW	REA	Fat	MB	TSI
5.5	-0.3	60	112	36	0.5	65	0.9	25	0.47	0.029	0.08	250.61

Sired by the \$110,000 Canadian sensation Houlio, 3137 offers an elite outcross opportunity while still maintaining a negative BW number.



Elder's Houlio 4H
SIRE OF LOTS 9-15



Lot 14



LT Brenda 3357 PLD

DAM OF LOTS 11-15

Sire	SKW EXPEDITION 89C	LT SUNDANCE 2251 PLD
ELDER'S HOULIO 4H		SKW EDISON 77Z
	WRANGLER PRETTY LADY 98C	STEPPLER PRINCE GEORGE 43A
Dam	LT BLUE VALUE 7903 ET	CIRCLE CEE FIREFLY 203Z
LT BRENDA 3357 PLD		LT BLUEGRASS 4017 P
	LT BRENDA 6120 PLD	LT UNLIMITED MAID 7184 P
		LT RIO BRAVO 3181 P
		LT BRENDA'S EASE 3055PLD

This set of full brothers offers a unique opportunity come sale day, the ability to double down and take full sib ET brothers home to create that unparalleled level of consistency that cattlemen strive for everywhere. But these offer so much more than that! Sired by Houlio and out of the \$31,000 1/2 interest Brenda 3357, these brothers are bred to succeed in the purebred arena as well. Study their personal performance and come ready sale day to see this exceptional set of bulls.

11 FC HOULIO 3094 ET PLD

DOB: 2/12/2023 Reg# EM994272 Polled ID: 3094

		BW		96		AWW/R		790/ET		AYW/R		1,316/ET	
		Adj. REA/R		14.03/ET		Adj. % IMF/R		2.55/ET		Adj. Rib Fat/R		0.34/ET	
EPDS													
CE	BW	WW	YW	Milk	MCE	Mtnl	SC	CW	REA	Fat	MB	TSI	
7.0	0.6	69	128	32	4.5	66	1.7	42	0.85	0.054	0.21	268.08	

12 FC HOULIO 3109 ET PLD

DOB: 2/15/2023 Reg# EM994273 Polled ID: 3109

	BW 96		AWW/R 775/ET		AYW/R 1,311/ET							
	Adj. REA/R 15.00/ET		Adj. % IMF/R 4.44/ET		Adj. Rib Fat/R 0.40/ET							
EPDS												
CE	BW	WW	YW	Milk	MCE	Mtnl	SC	CW	REA	Fat	MB	TSI
7.0	0.6	69	128	32	4.5	66	1.7	42	0.85	0.054	0.21	268.08

13 FC HOULIO 3115 ET PLD

DOB: 2/16/2023 Reg# EM994274 Polled ID: 3115

	BW 102		AWW/R 770/ET		AYW/R 1,212/ET							
	Adj. REA/R 14.62/ET		Adj. % IMF/R 3.42/ET		Adj. Rib Fat/R 0.35/ET							
EPDS												
CE	BW	WW	YW	Milk	MCE	Mtnl	SC	CW	REA	Fat	MB	TSI
7.0	0.6	69	128	32	4.5	66	1.7	42	0.85	0.054	0.21	268.08

14 FC HOULIO 3117 ET PLD

DOB: 2/16/2023 Reg# EM994275 Polled ID: 3117

BW		84		AWW/R		779/ET		AYW/R		1,248/ET		
Adj. REA/R		15.24/ET		Adj. % IMF/R		2.83/ET		Adj. Rib Fat/R		0.25/ET		
EPDs												
CE	BW	WW	YW	Milk	MCE	Mtnl	SC	CW	REA	Fat	MB	TSI
7.0	0.6	69	128	32	4.5	66	1.7	42	0.85	0.054	0.21	268.08

15 FC HOULIO 3215 PLD ET

DOB: 3/4/2023 Reg# EM994527 Polled ID: 3215

													BW	89	AWW/R				596/ET	AYW/R				1,207/ET
													Adj. REA/R		13.82/ET		Adj. % IMF/R		3.11/ET		Adj. Rib Fat/R		0.33/ET	
EPDs																								
CE	BW	WW	YW	Milk	MCE	Mtnl	SC	CW	REA	Fat	MB	TSI												
70	0.6	69	128	32	4.5	66	1.7	42	0.85	0.054	0.21	268.08												



Lot 16

16 FC GULFSTREAM 3136 PLD

DOB: 2/28/2023 Reg# M994324 Polled ID: 3136

Sire LT CITATION 5228 PLD
FC GULF STREAM 1024 PLD
JGS EASY SCHURSHOT Z239
Dam LT PATRIOT 4004 PLD
FC MS HEIRESS 0031
JGS MS VENTURE HEIRESS E005

LT SUNDANCE 2251 PLD
LT JULIE 2055 PLD
LT EASE 9014 PLD
JGS MS DY SCHURSHOT X022
LT LEDGER 0332 P
LK MISS RIO 2119
LT VENTURE 3198 PLD
JGS MS VICTORIA Y181

EPDs												
CE	BW	WW	YW	Milk	MCE	Mtnl	SC	CW	REA	Fat	MB	TSI
12.9	-1.9	87	150	25	11.1	68	1.6	43	0.80	0.035	0.15	286.22

Selling 2/3 interest and full possession. Our first offering out of the exciting FC Gulf Stream 1024. 3136 shares his sire's performance and phenotype but goes even further! Though one of the younger bulls in the sale, he still out performed his contemporaries to finish at a 1,353 lb adjusted yearling weight. This puts proof to his exceptional EPD profile where he exhibited a top 1% WW, 2% YW, and 4% TSI. He manages this all while offering a rockstar phenotype with a long spine and up headed look with tons of rib. 3136 has the potential to sire show stoppers, brood cows, and top tier feeder calves.

17 FC GULFSTREAM 3140 PLD

DOB: 2/28/2023 Reg# M994327 Polled ID: 3140

Sire LT CITATION 5228 PLD
FC GULF STREAM 1024 PLD
JGS EASY SCHURSHOT Z239
Dam LT AUTHORITY 7229 PLD
FC MS RANDI 9036
MISS HCR-TFC RANDI 421

LT SUNDANCE 2251 PLD
LT JULIE 2055 PLD
LT EASE 9014 PLD
JGS MS DY SCHURSHOT X022
LHD CHOTEAU B1669 P
LT KATY 4273 PLD
SCHURRTOP HCR RANCHER
MISS HCR WORLDWIDE 0141

EPDs												
CE	BW	WW	YW	Milk	MCE	Mtnl	SC	CW	REA	Fat	MB	TSI
10.2	0.0	77	121	22	10.2	60	1.4	22	0.96	0.024	0.05	255.17

A monster performer that crushed it at weaning and at yearling with adjusted weights of 867 and 1,249 respectively with 123 and 104 ratios. 3140 went on to be a standout during ultrasounds with a REA of 17.08 adjusted. These Gulf Stream sons are exciting.

18 FC REMINGTON 3004 PLD

DOB: 1/1/2023 Reg# M994425 Polled JD: 3004

Sire LT AFFINITY 6221 PLD
LT REMINGTON 0038 PLD

LT GRACIE 8222 PLD
Dam CCC REPUTABLE 8140 P ET
FC GOOD GIRL 1106 PLD

MISS HCR MILLIE 8610 PLD ET
WC MILESTONE 5223 P
MISS HCR LEAH 3505 PLD

EPDS												
BW		70		AWW/R		691/98		AYW/R		1,203/101		
Adj. REA/R		15.74/104		Adj. %IMF/R		3.46/115		Adj. Rib Fat/R		0.26/100		
CE	BW	WW	YW	Milk	MCE	Mtnl	SC	CW	REA	Fat	MB	TSI
14.2	-4.3	60	117	24	8.7	54	1.7	21	0.71	0.022	0.23	266.87

Looking for calving ease and carcass merit? Want a front pasture bull to make your neighbors jealous? 3004 is your man. He ranks in the top 8% for BW and 15% for Marb. He had a yearling weight of 1,203 and an adjusted ribeye of 15.74 on scan day.



Lot 18

19 FC REMINGTON 3007 PLD

DOB: 1/2/2023 Reg# M994290 Polled JD: 3007

Sire LT AFFINITY 6221 PLD
LT REMINGTON 0038 PLD

LT GRACIE 8222 PLD
Dam LT INCEPTION 7456 PLD ET
FC MISS STEALTH 1046 PLD ET

M&M MS STEALTH 9509 PLD ET
DR STEALTH 574
BALDRIDGE SWEETHEART 7M

								</				

3007 is the kind of bull that can work in multiple operations and create some truly special progeny. Calving ease deluxe. He will be heifer safe with no late-night worries, and with a tremendous Marbling number his calves will do well through the feedyard. But he really shines when you start talking pedigree. His dam, a great first calf heifer, is out of the cow maker Inception and the famous Stealth 9509 donor dam. Bred to work both in and out of the purebred industry, 3007 is one to watch on sale day.



Lot 19



LT Remington 0038 PLD

SIRE OF LOTS 18-20

20 FC REMINGTON 3082 PLD

DOB: 2/8/2023 Reg# M994312 Polled JD: 3082

Sire LT AFFINITY 6221 PLD
LT REMINGTON 0038 PLD

LT GRACIE 8222 PLD
Dam LT CITATION 5228 PLD
FC MISS ROSEBUD 1061 PLD ET

LT 7N ROSEBUD 2157 PLD
LT RUSHMORE 8060 PLD
LT ATHENA 1247

BW		78		AWW/R		736/104		AYW/R		1,250/104		
Adj. REA/R		16.34/108		Adj. %IMF/R		2.79/92		Adj. Rib Fat/R		0.20/77		
EPDs												
CE	BW	WW	YW	Milk	MCE	Mtnl	SC	CW	REA	Fat	MB	TSI
12.1	-2.5	72	135	24	7.5	60	1.5	23	0.83	0.018	0.26	282.67

Big performance and calving ease in a bundle! These Remington calves keep ticking off the boxes. Ranking in the top 6% for TSI, 9% YW, 10% Marb, 20% WW, and 25% BW. Scan day saw an adjusted 16.34 ribeye and a 1,250 adjusted yearling weight. One of the true combination bulls in the sale.



Lot 21

21 FC SUMMIT 3058 PLD

DOB: 1/23/2023 Reg# M994305 Polled ID: 3058

Sire
PVF RIDGE 7142
FC RF SUMMIT 0018 ET

M6 MS JEWEL 428 P

Dam
LT PYRAMID 6164 PLD
MISS HCR PARIS 8028 PLD

MISS HCR LEDGER 2061 PLD

SCC O'RAILLE 181C PLD
PVF CHISUM 1340

M6 COOL REP 8108 ET
M6 MS NEW JEWEL 0155 PLD
LT SUNDANCE 2251 PLD
HC LONG RANGE 2167

LT LEDGER 0332 P
MISS HCR RANDI 6075 PLD

EPDs												
CE	BW	WW	YW	Milk	MCE	Mtnl	SC	CW	REA	Fat	MB	TSI
12.7	-2.0	71	124	29	10.2	64	1.3	31	0.96	0.006	0.03	264.34

Selling 2/3 interest and full possession. The first Summit sons to sell at Full Circle are here! FC RF Summit was our lead off bull in the inaugural sale. Summit has since went on to become a nationally recognized AI sire valued for his eye appeal, maternal prowess and calving ease. Many a cowman have stated that he is now their go to heifer sire. His calves lit up the stage this past spring for Ridder Farms when the first calves sold through the Ridder Farms Online Sale. The high seller that day was \$20,000 for 2/3 interest. Here is a solid performing, homo polled, calving ease specialist, 3058 has 11 traits in the top 35% of the breed. He brings a unique twist with an adjusted 16.61 ribeye and a top 20% WW.



FC RF Summit 0018 ET

SIRE OF LOTS 21-22



Lot 22

22 FC SUMMIT 3068 PLD

DOB: 1/30/2023 Reg# M994307 Palled ID: 3068

Sire
FC RF SUMMIT 0018 ET

PVF RIDGE 7142

M6 MS JEWEL 428 P

Dam
RF CLARICE 502

LT INVESTMENT 2292 PLD

RF CLARICE 806 P ET

SCC O'RAILLE 181C PLD
PVF CHISUM 1340

M6 COOL REP 8108 ET
M6 MS NEW JEWEL 0155 PLD
LT LEDGER 0332 P
LT ASTA 4033 PLD

M6 GAIN & GRADE 927 PLD
JWK CLARICE J139 ET

BW 78 AWW/R 632/89 AYW/R 1,125/95

Adj. REA/R 15.39/101 Adj. % IMF/R 3.59/119 Adj. Rib Fat/R 0.22/85

EPDs

CE	BW	WW	YW	Milk	MCE	Mtnl	SC	CW	REA	Fat	MB	TSI
11.8	-3.4	56	103	26	10.8	54	1.3	20	0.65	0.005	0.26	252.94

This guy is a meat wagon! Thick, sound, and long as a train 3068 packs a pile of performance into a more moderate package that screams front pasture herd sire. But wait, when you study his pedigree it just gets better. Stemming from the famed Clarice J139 donor family, this guy will pack a cow power punch and is sure to sire females of the keeping kind!





Lot 23

23 FC INCEPTION 3056 PLD

DOB: 1/21/2023 Reg# M994304 Polled ID: 3056

Sire LT PATRIOT 4004 PLD
LT INCEPTION 7456 PLD ET

LT BRENDA 3357 PLD

Dam LT AFFINITY 6221 PLD
MISS HCR AFFINITY 9000 P

MISS HCR SUNDANCE 7054 P

LT LEDGER 0332 P
LK MISS RIO 2119

LT BLUE VALUE 7903 ET
LT BRENDA 6120 PLD
LT RUSHMORE 8060 PLD
LT ATHENA 1247

LT SUNDANCE 2251 PLD
MISS HCR SONYA 2128 PLD

EPDs												
CE	BW	WW	YW	Milk	MCE	Mtvl	SC	CW	REA	Fat	MB	TSI
8.6	-0.8	84	140	28	5.2	70	1.7	40	0.76	0.039	0.24	276.09

Added length and extension highlight the type and kind of 3056. His individual performance ranks highly among this offering, with 104 ratios on both his weaning and yearling weights. His EPD profile reads among the breed's elite for growth and carcass traits, hitting the mark for top 15% or better on 7 EPDs and indexes (WW, YW, Mtvl, SC, CW, MARB, TSI). The Inception sire group is ready to make a statement with herd sire prospects like this.

24 FC INCEPTION 3018 PLD

DOB: 1/13/2023 Reg# M994294 Polled ID: 3018

Sire LT PATRIOT 4004 PLD
LT INCEPTION 7456 PLD ET

LT BRENDA 3357 PLD

Dam FRED FOOL PROOF 4356
BHC EASY PROOF 730 P

BHC MS IMPRESSIVE 203 P

LT LEDGER 0332 P
LK MISS RIO 2119

LT BLUE VALUE 7903 ET
LT BRENDA 6120 PLD
LT LEDGER 0332 P
FRED SANDY LEE 5822

LT STAGECOACH 8068 PLD
BHC MS IMPRESSIVE 8017 P

EPDs												
CE	BW	WW	YW	Milk	MCE	Mtvl	SC	CW	REA	Fat	MB	TSI
8.3	-0.6	64	108	18	10.9	50	1.6	20	0.56	0.051	0.17	245.70

The sons of Inception are a feature group that the commercial cattleman should consider loading a set of half brothers to put into production in their operation. The 3018 bull stems from a Ledger bred cow from the Hart program that does her job annually, landing a son in the 2022 sale.

25 FC INCEPTION 3042 PLD

DOB: 1/18/2023 Reg# M994299 Polled ID: 3042

Sire LT PATRIOT 4004 PLD
LT INCEPTION 7456 PLD ET

LT BRENDA 3357 PLD

Dam JGS BLUE PRINT C610
JGS MS BP 0126 F209

JGS EASY SCHURSHOT Z239

LT LEDGER 0332 P
LK MISS RIO 2119

LT BLUE VALUE 7903 ET
LT BRENDA 6120 PLD
LT BLUE VALUE 7903 ET
JGS MS RIO Y187

LT EASE 9014 PLD
JGS MS DY SCHURSHOT X022

	BW 94		AWW/R 700/99		AYW/R 1,148/97								
	Adj. REA/R 13.97/92		Adj. % IMF/R 3.48/115		Adj. Rib Fat/R 0.23/89								
EPDs	CE	BW	WW	YW	Milk	MCE	Mtnl	SC	CW	REA	Fat	MB	TSI
	8.8	-0.6	64	103	27	9.6	59	1.3	23	0.48	0.039	0.33	244.34

High scanning prospect with over a 3.5 on his IMF score. His MARB EPD suggests the ability to transmit that carcass quality on to the feeder steers he will put into your program. Solid growth and carcass quality make this Inception son one to have high marks on for siring profitable feeders.



LT Inception 7456 Pld ET

SIRE OF LOTS 23-29

26 FC INCEPTION 3055 PLD

DOB: 1/21/2023 Reg# M994303 Polled ID: 3055

Sire LT PATRIOT 4004 PLD
LT INCEPTION 7456 PLD ET

LT BRENDA 3357 PLD

Dam LT BLUE VALUE 7903 ET
JGS MS BV EQUALIZER B450

JGS MS CIGAR EQUALIZER W910

LT LEDGER 0332 P
LK MISS RIO 2119

LT BLUE VALUE 7903 ET
LT BRENDA 6120 PLD
LT BLUEGRASS 4017 P
LT UNLIMITED MAID 7184 P

BARA MR CIGAR 65M
JGS MS EQUALIZER P528 ET

	BW 106		AWW/R 683/97		AYW/R 1,152/97								
	Adj. REA/R 15.35/101		Adj. % IMF/R 4.02/133		Adj. Rib Fat/R 0.44/169								
EPDs	CE	BW	WW	YW	Milk	MCE	Mtnl	SC	CW	REA	Fat	MB	TSI
	-1.7	4.1	69	116	24	8.7	58	1.3	29	0.75	0.061	0.36	252.85

Another powerful representation of the Inception sire delegation, he combines high ranking WW and MARB EPDs to hit the targets for profitability in the commercial sector. 3055 is one of those rare bulls that ratios above 100 on both his REA and IMF scan data, bringing quality to the rail.

27 FC INCEPTION 3071 PLD

DOB: 2/2/2023 Reg# M994308 Polled ID: 3071

Sire LT PATRIOT 4004 PLD
LT INCEPTION 7456 PLD ET

LT BRENDA 3357 PLD

Dam LT AFFINITY 6221 PLD
LT LONDON 8014 PLD

LT LONDON 6376 PLD

LT LEDGER 0332 P
LK MISS RIO 2119

LT BLUE VALUE 7903 ET
LT BRENDA 6120 PLD
LT RUSHMORE 8060 PLD
LT ATHENA 1247

LT VENTURE 3198 PLD
LT LONDON 9320 POLLED

	BW 96		AWW/R 717/101		AYW/R 1,229/102								
	Adj. REA/R 1390/92		Adj. % IMF/R 3.49/116		Adj. Rib Fat/R 0.31/119								
EPDs	CE	BW	WW	YW	Milk	MCE	Mtnl	SC	CW	REA	Fat	MB	TSI
	77	0.1	69	126	29	77	64	1.5	36	0.60	0.051	0.33	267.63

3071 is successful in his personal performance, ranking highly for his weaning and yearling weight ratios. As these Inception sons come to the forefront, you'll notice many ranking highly for their marbling ability. His 116 IMF ratio validates that grading ability. This young stud ranks in the upper quartile of the Charolais breed for 8 EPDs, highlighted by the top 4% MARB EPD.

28 FC INCEPTION 3123 ET PLD

DOB: 2/20/2023 Reg# EM994343 Polled ID: 3123

Sire LT PATRIOT 4004 PLD
LT INCEPTION 7456 PLD ET

LT BRENDA 3357 PLD

Dam LT EASY PRO 1158 PLD
LT BALLET 9219 POLLED

LT BALLET 6233

LT LEDGER 0332 P
LK MISS RIO 2119

LT BLUE VALUE 7903 ET
LT BRENDA 6120 PLD
LT UNLIMITED EASE 9108
LT LADY MACBETH 8413 ETP

EATONS LEADER 2233 P
LT BALLET 0024 PLD

	BW 84		AWW/R 778/ET		AYW/R 1,180/ET								
	Adj. REA/R 15.02/ET		Adj. % IMF/R 2.25/ET		Adj. Rib Fat/R 0.22/ET								
EPDS													
CE	BW	WW	YW	Milk	MCE	Mtnl	SC	CW	REA	Fat	MB	TSI	
4.7	14	77	130	23	6.4	62	1.4	37	0.81	0.042	0.28	267.71	

An ET son of Inception out of the LT Ballet 9219 donor matron. His 778 lb weaning weight stacks up highly within this sale class. In the top 10% of the breed for both WW and MARB EPD make this young sire prospect an ideal piece to the genetic puzzle of raising profit-minded feeder cattle.

29 FC INCEPTION 3139

DOB: 2/28/2023 Reg# QM202878 Polled ID: 3139

Sire LT PATRIOT 4004 PLD
LT INCEPTION 7456 PLD ET

LT BRENDA 3357 PLD

Dam EC FOREFRONT 8066 PLD
EC FORTUNE 855 PLD

EC SHIMMER 641 PLD

LT LEDGER 0332 P
LK MISS RIO 2119

LT BLUE VALUE 7903 ET
LT BRENDA 6120 PLD
RAILE 2250 T077
EC LADY ASSET 8066 PLD

OCR MAGNUM A140
EC LADY DISTANCE 314 PLD

	BW 78		AWW/R 793/112		AYW/R 1,292/107								
	Adj. REA/R 15.88/105		Adj. % IMF/R 3.27/108		Adj. Rib Fat/R 0.31/119								
EPDs	CE	BW	WW	YW	Milk	MCE	Mtnl	SC	CW	REA	Fat	MB	TSI
	15.5	-3.9	85	144	21	11.9	63	1.4	37	0.89	0.045	0.25	285.61

A standout performer from birth through his scan data, 3139 meets the criteria of even the most discriminating bull buyer. He provides calving ease, elite growth, and top tier carcass traits throughout his EPD profile. In an industry where cattle that can accomplish more are increasing in value, 3139 is a candidate for doing just that.



Lot 30

30 FC BADGE 3013 PLD

DOB: 1/10/2023 Reg# M994292 Polled ID: 3013

Sire LT AUTHORITY 7229 PLD LHD CHOTEAU B1669 P
LT BADGE 9184 PLD LT KATY 4273 PLD

LT MADALYNN 6108 PLD LT PATRIOT 4004 PLD
LT MADALYNN 0154 P

Dam LT PATRIOT 4004 PLD LT LEDGER 0332 P
SAT MS TANYA 6048 P LK MISS RIO 2119

SF MISS TANYA 1218 P LT BRIDGER 9191 PLD
SF MISS TANYA 0711 P

EPDs												
CE	BW	WW	YW	Milk	MCE	Mtnl	SC	CW	REA	Fat	MB	TSI
14.2	-3.8	66	117	25	10.8	58	1.4	34	1.08	0.041	-0.05	257.27

Balanced in all things, 3013 offers solid performance numbers coupled with EPDs that match. Long spined with extension throughout, he will put some stretch into the calf crop. In addition to length he brings a pile of rib shape and dimension that easily translates into doability and efficiency. An eye catching individual this Badge son will look at home in the front pasture. Largest scanned ribeye in the sale offering!

31 FC BADGE 3043 PLD

DOB: 1/18/2023 Reg# M994300 Polled ID: 3043

Sire LT AUTHORITY 7229 PLD LHD CHOTEAU B1669 P
LT BADGE 9184 PLD LT KATY 4273 PLD

LT MADALYNN 6108 PLD LT PATRIOT 4004 PLD
LT MADALYNN 0154 P

Dam LT PYRAMID 6164 PLD LT SUNDANCE 2251 PLD
MISS HCR PARKER 9113 PLD HC LONG RANGE 2167

MISS HCR MAGGIE 6140 P M6 FRESH AIR 8165 P ET
MISS HCR LEDGER 326 PLD

EPDs												
CE	BW	WW	YW	Milk	MCE	Mtnl	SC	CW	REA	Fat	MB	TSI
11.9	-1.1	69	119	23	10.5	58	1.4	28	0.76	0.029	0.00	254.72

Big REA bull, scanning an almost 16-inch ribeye. This LT Badge 9184 son posts strong growth through to yearling in his individual data as well as his genetic profile.



LT Brenda 2184 Pld

DAM OF LOT 32

32 FC BADGE 3089 ET PLD

DOB: 2/11/2023 Reg# EM994313 Polled ID: 3089

Sire LT AUTHORITY 7229 PLD
LT BADGE 9184 PLD

LT MADALYNN 6108 PLD

Dam LT BRIDGER 9191 PLD
LT BRENDA 2184 PLD

LT BRENDA 8034 PLD

LHD CHOTEAU B1669 P
LT KATY 4273 PLD

LT PATRIOT 4004 PLD
LT MADALYNN 0154 P
LT EASY BLEND 5125 PLD
LT CAROL 4105 PLD

LT SILVER DISTANCE 5342P
LT BRENDA 6120 PLD

EPDs												
BW		98		AWW/R		725/ET		AYW/R		1,200/ET		
Adj. REA/R		14.39/ET		Adj. %IMF/R		3.06/ET		Adj. Rib Fat/R		0.24/ET		
CE	BW	WW	YW	Milk	MCE	Mtnl	SC	CW	REA	Fat	MB	TSI
11.4	-2.4	72	124	26	6.9	62	1.6	34	0.68	0.035	-0.03	258.61

You certainly don't want to overlook a herd sire prospect from the Brenda cow family. He hits a 1,200 lb yearling weight and elite growth EPDs. Being able to combine this cow family with proven performance makes 3089 one to watch on sale day.



LT Badge 9184 Pld

SIRE OF LOTS 30-34

33 FC BADGE 3108 ET PLD

DOB: 2/15/2023 Reg# EM994316 Polled ID: 3108

EPDs												
BW		96		AWW/R		846/ET		AYW/R		1,292/ET		
Adj. REA/R		15.45/ET		Adj. %IMF/R		2.30/ET		Adj. Rib Fat/R		0.26/ET		
CE	BW	WW	YW	Milk	MCE	Mtnl	SC	CW	REA	Fat	MB	TSI
11.0	-1.0	74	123	25	11.3	62	1.8	33	0.74	0.046	0.18	259.96

34 FC BADGE 3119 ET PLD

DOB: 2/17/2023 Reg# EM994319 Polled ID: 3119

EPDs												
BW		78		AWW/R		656/ET		AYW/R		1,099/ET		
Adj. REA/R		13.95/ET		Adj. %IMF/R		2.47/ET		Adj. Rib Fat/R		0.19/ET		
CE	BW	WW	YW	Milk	MCE	Mtnl	SC	CW	REA	Fat	MB	TSI
11.0	-1.0	74	123	25	11.3	62	1.8	33	0.74	0.046	0.18	259.96

Sire LT AUTHORITY 7229 PLD
LT BADGE 9184 PLD

LT MADALYNN 6108 PLD

Dam LT BLUE VALUE 7903 ET
LT BRENDA 3357 PLD

LT BRENDA 6120 PLD

LHD CHOTEAU B1669 P
LT KATY 4273 PLD

LT PATRIOT 4004 PLD
LT MADALYNN 0154 P
LT BLUEGRASS 4017 P
LT UNLIMITED MAID 7184 P

LT RIO BRAVO 3181 P
LT BRENDA'S EASE 3055PLD

Two full brothers out of the Brenda 3357 donor female and Badge are sure to make friends among sale visitors. The pedigree is enough to sell the bulls but study their data and close the deal. The weaning and yearling weight data points of 3108 are some of the tops in the sale book. His genetic figures stand out in the Charolais population and solidify his value as a beef bull.

3119 merits further evaluation for addition to your commercial bull lineup. His data sheet is solid across the board from birth to scan data, and his EPD profile will excite anyone looking to add pounds of payweight to a set of feeder steers.



LT Justified 1528 PLD

SIRE OF LOT 35

35 FC JUSTIFIED 3143 PLD

DOB: 3/1/2023 Reg# M994329 Polled ID: 3143

Sire LT BADGE 9184 PLD
LT JUSTIFIED 1528 PLD

MISS HCR LEANN 5651 PLD

Dam LT PYRAMID 6164 PLD
MISS HCR PRESLEY 9051 P

MISS HCR RACHEL 0424 PLD

LT AUTHORITY 7229 PLD
LT MADALYNN 6108 PLD

LT LEDGER 0332 P
MISS HCR SONVA 3034 PLD
LT SUNDANCE 2251 PLD
HC LONG RANGE 2167

SCHURRTOP HCR RANCHER
MISS HCR WIND 2030 PLDET

EPDs												
	BW	88		AWW/R	748/106		AYW/R	1,156/96				
	Adj. REA/R	14.63/96		Adj. %IMF/R	3.09/102		Adj. Rib Fat/R	0.22/85				
CE	BW	WW	YW	Milk	MCE	Mtnl	SC	CW	REA	Fat	MB	TSI
13.9	-2.0	68	116	24	10.0	58	1.2	22	0.57	0.023	0.15	255.62

3143 hits the mark with a 106 WW ratio while still carrying genetic merit to be an option for heifer breeding projects. Over a 3.0 on his IMF scan data to carry on carcass quality in his steer progeny.



LT Madalynn 6108 PLD

DAM OF LOT 36

36 FC AUTHORITY 3107 ET PLD

DOB: 2/15/2023 Reg# EM994334 Polled ID: 3107

Sire LHD CHOTEAU B1669 P
LT AUTHORITY 7229 PLD

LT KATY 4273 PLD

Dam LT PATRIOT 4004 PLD
LT MADALYNN 6108 PLD

LT MADALYNN 0154 P

JDJ JUSTICE U319
LHD MS CIGARSON T983

LT STAGECOACH 8068 PLD
LT KATY 8042 PLD
LT LEDGER 0332 P
LK MISS RIO 2119

LT EASY BLEND 5125 PLD
LT MISS CENTURY 5519 PET

EPDs												
	BW	98		AWW/R	689/ET		AYW/R	1,183/ET				
	Adj. REA/R	13.57/ET		Adj. %IMF/R	2.41/ET		Adj. Rib Fat/R	0.24/ET				
CE	BW	WW	YW	Milk	MCE	Mtnl	SC	CW	REA	Fat	MB	TSI
11.0	-2.5	62	109	20	9.1	51	1.5	18	0.49	0.043	0.06	247.77

The only Authority son in the sale but he packs a pedigree that is so much more. 3107 is a full sib to none other than the \$105,000 LT Badge 9184 who was the high seller in the 2020 LT Ranch Bull Sale where he sold to NextGen Cattle Co. He has went on to sire over 600 calves and be one of the most talked about bulls in the breed. This is your only opportunity to acquire a mating like this, so do not overlook this young herdsire.

37 FC PATRIOT 3077 PLD

DOB: 2/7/2023 Reg# M994310 Polled ID: 3077

Sire
LT PATRIOT 4004 PLD
LT PATRIOT 9312 PLD

LT MAXINE 6037 PLD

Dam
M6 FRESH AIR 8165 P ET
MISS HCR AISHA 6523 PLD ET

MISS HCR SPRINT 0100 PLD

LT LEDGER 0332 P
LK MISS RIO 2119

LT SILVER DISTANCE 5342P
LT MAXINE 4015 PLD
THREE TREES WIND 0383 ET
SR LADY EASE 914 ET

HCR SPRINT 7400 POLLED
MISS HCR EASE 6024 PLD

BW 82 AWW/R 793/112 AYW/R 1,166/97

EPDs Adj. REA/R 15.42/102 Adj. %IMF/R 3.65/121 Adj. Rib Fat/R 0.24/92

CE	BW	WW	YW	Milk	MCE	Mtnt	SC	CW	REA	Fat	MB	TSI
14.9	-4.2	70	112	30	10.2	65	0.7	21	0.54	0.036	0.28	254.98

If you want a bull that is deep bodied, square made, and plenty stout, then 3077 needs to be on your short list of candidates. This Patriot son posted a stout 112 weaning ratio. Studying his genetic profile, you will find genetic excellence for calving ease, weaning growth, and carcass quality. A bull that does a lot of things well.



Lot 37

38 FC PATRIOT 3134 PLD

DOB: 2/28/2023 Reg# M994322 Polled ID: 3134

Sire
LT PATRIOT 4004 PLD
LT PATRIOT 9312 PLD

LT MAXINE 6037 PLD

Dam
WC BOARDWALK 3216 P
MISS HCR BROOKE 7173 PLD

MISS HCR NANCY 0057 PLD

LT LEDGER 0332 P
LK MISS RIO 2119

LT SILVER DISTANCE 5342P
LT MAXINE 4015 PLD
WC UP THE LIMIT 1128 P ET
WC BENDAS VALUE 9533

HCR NETWORK 7017 PLD
MISS HCR WENDY 7409 PLD

BW 78 AWW/R 699/99 AYW/R 1,165/97

EPDs Adj. REA/R 14.96/99 Adj. %IMF/R 3.47/115 Adj. Rib Fat/R 0.27/104

CE	BW	WW	YW	Milk	MCE	Mtnt	SC	CW	REA	Fat	MB	TSI
12.3	-2.2	70	119	26	12.5	61	1.0	26	0.58	0.043	0.24	259.53

A high marbling prospect with a 3.5 IMF on his scan data. These Patriot sons are popular in the industry because they meet the demands of the commercial cattlemen who utilize Charolais genetics. 3134 will be no exception.



39 FC PATRIOT 3135 PLD

DOB: 2/28/2023 Reg# M994323 Polled ID: 3135

Sire
LT PATRIOT 4004 PLD
LT PATRIOT 9312 PLD

LT MAXINE 6037 PLD

Dam
CCC WC RESOURCE 417 P
RF AGATHA 1705 ET

RF AGATHA 963 P

LT LEDGER 0332 P
LK MISS RIO 2119

LT SILVER DISTANCE 5342P
LT MAXINE 4015 PLD
LT RUSHMORE 8060 PLD
WC CCC BLUE GIRL 1528 P

JDJ SMOKESTER J1377 P ET
LINK MS 388 DUKE 9581PET

BW 94 AWW/R 719/102 AYW/R 1,153/96

EPDs Adj. REA/R 16.40/108 Adj. %IMF/R 2.33/77 Adj. Rib Fat/R 0.30/115

CE	BW	WW	YW	Milk	MCE	Mtnt	SC	CW	REA	Fat	MB	TSI
7.9	-0.6	70	112	31	7.1	66	0.9	24	0.86	0.047	0.04	246.20

3135 is a high cutability bull, as evidenced by his REA data from his carcass ultrasound. When you study the bull in the pen, he is loaded with extension and eye appeal. Strong in his WW EPDs, utilize this bull to add pounds and quality to a set of quality feeder steers.



Lot 39



Lot 40

40 FC TANK 3090 ET PLD

DOB: 2/11/2023 Reg# EM994271 Polled ID: 3090

Sire BHD PERSEUS B65 P BHD ZEUS X3041
DC/CRJ TANK E108 P BHD MS ZEN Z27
 CRJ MS ZYLEN C1587 SM ZYLEN A849 S
 BHD MS TRADEMARK Z38
Dam LT BLUE VALUE 7903 ET LT BLUEGRASS 4017 P
LT BRENDA 3357 PLD LT UNLIMITED MAID 7184 P
 LT BRENDA 6120 PLD LT RIO BRAVO 3181 P
 LT BRENDA'S EASE 3055PLD

EPDs												
CE	BW	WW	YW	Milk	MCE	Mtvl	SC	CW	REA	Fat	MB	TSI
13.7	-2.1	71	135	33	14.5	68	1.3	44	0.78	0.016	0.29	280.95

Selling 2/3 interest and full possession. A favorite of many who have seen these bulls leading up to sale day. 3090 is deep ribbed and stout featured. He exemplifies the qualities you expect of a good Charolais bull. On his pedigree tree, you find the legendary donor LT Brenda 3357. In his personal performance, you find some of the heaviest weights in this sale offering. Finally, on his EPD sheet, you will find seven traits in the top 10% or better: YW, MILK, MCE, Mtl, CW, MARB, and TSI. He's a big-league prospect.

40 FC TANK 3074 PLD

DOB: 2/6/2023 Reg# M994309 Polled ID: 3074

Sire DC/CRJ TANK E108 P BHD PERSEUS B65 P
WCR SIR TANK 002 P CRJ MS ZYLEN C1587
 WCR MS THUNDER 8419 P WCR ROLLING THUNDER 251 P
 WCR MS FIREWATER 386 P
Dam LT LEDGER 0332 P LT BLUEGRASS 4017 P
MISS HCR LEDGER 9017 PLD LT BRENDA 6120 PLD
 MISS HCR FRESH 7152 PLD M6 FRESH AIR 8165 P ET
 MISS HCR VALON 4108 PLD

EPDs												
CE	BW	WW	YW	Milk	MCE	Mtvl	SC	CW	REA	Fat	MB	TSI
7.4	1.1	73	124	28	9.6	64	1.1	31	0.66	0.026	0.19	261.30

Strong performing bull with a 106 WW ratio and a 102 IMF ratio. This Sir Tank 002 son is built to add genetic value to a commercial operation. He hits the mark on all his growth trait EPDs for adding weight to a calf crop.



Lot 42

42 FC ADOBE 3017 PLD

DOB: 1/12/2023 Reg# M994293 Polled ID: 3017

Sire LT SUNDANCE 2251 PLD
LT ADOBE 6149 PLD

WC-LT DUCHESS 1555 P ET

Dam LT BLUE MOON 3053 PLD
FC MISS BLUE PATSY 9024 PLD

JGS MS ER PATSY A348

LT LEDGER 0332 P
LT BALLET 9219 POLLED

LT BLUE VALUE 7903 ET
LT DUCHESS OF MAC 7076 P
LT BLUE VALUE 7903 ET
LT KAMI 3057 PLD

LT EASY RIO 8078 PLD
JGS MS TRADITION CODY U833

BW 112 AWW/R 700/99 AYW/R 1,102/93

EPDs Adj. REA/R 12.39/82 Adj. %IMF/R 4.13/137 Adj. Rib Fat/R 0.35/135

CE	BW	WW	YW	Milk	MCE	Mtnt	SC	CW	REA	Fat	MB	TSI
0.4	2.7	62	101	31	4.4	62	1.2	18	0.46	0.033	0.40	241.67

Powerful with tons of Marbling. 3017 is intended for mature cows who need the performance turned up. He ranks in the top 2% of the breed for Marbling and scanned a 4.13 IMF to ratio 137.

43 FC ADOBE 3021

DOB: 1/13/2023 Reg# M994295 Dehorned ID: 3021

Sire LT SUNDANCE 2251 PLD
LT ADOBE 6149 PLD

WC-LT DUCHESS 1555 P ET

Dam CCC REPUTABLE 8140 P ET
FC MS TANYA 0004

SAT MS TANYA 6048 P

LT LEDGER 0332 P
LT BALLET 9219 POLLED

LT BLUE VALUE 7903 ET
LT DUCHESS OF MAC 7076 P
LT RUSHMORE 8060 PLD
WC CCC BLUE GIRL 1528 P

LT PATRIOT 4004 PLD
SF MISS TANYA 1218 P

BW 92 AWW/R 760/108 AYW/R 1,253/106

EPDs Adj. REA/R 14.94/98 Adj. %IMF/R 3.58/119 Adj. Rib Fat/R 0.21/81

CE	BW	WW	YW	Milk	MCE	Mtnt	SC	CW	REA	Fat	MB	TSI
6.4	0.4	82	137	35	9.2	76	1.6	42	0.91	0.032	0.30	274.92

3021 has all the ear marks of a growth maximizer. Use him to push performance to the next level in your calf crop! He ranks in the top 3% WW, 6% Marb, 8% YW, and 15% for TSI.

44 FC ADOBE 3045 PLD

DOB: 1/18/2023 Reg# M994301 Polled ID: 3045

Sire LT SUNDANCE 2251 PLD
LT ADOBE 6149 PLD

WC-LT DUCHESS 1555 P ET

Dam WC MORE POWER 5248 P
BHC MS MORE POWER 734 P

BHC MS NO DOUBT 7029 P

LT LEDGER 0332 P
LT BALLET 9219 POLLED

LT BLUE VALUE 7903 ET
LT DUCHESS OF MAC 7076 P
LT RUSHMORE 8060 PLD
WC BLUE LADY 117 P ET

EC NO DOUBT 2022 P
BHC MS EASE 3017 P

BW 100 AWW/R 554/78 AYW/R 1,092/92

EPDs Adj. REA/R 12.42/82 Adj. %IMF/R 3.65/121 Adj. Rib Fat/R 0.20/77

CE	BW	WW	YW	Milk	MCE	Mtnt	SC	CW	REA	Fat	MB	TSI
9.2	-0.2	53	107	25	8.5	52	1.3	20	0.31	0.025	0.37	255.69

High carcass merit bull out of a Hart Charolais bred female. Ratioed 121 on IMF scan day to elevate him into the top 2% of the breed for Marbling.





Lot 45

45 FC LARK 3098

DOB: 2/13/2023 Reg# M994315 Dehorned ID: 3098

Sire CCC MILES AHEAD 8113 P ET
CCC SO LARK 1059 P

SO MS RESOURCE 655 PLD

Dam LT PATRIOT 9312 PLD
FC MS PATRIOT 128 P

BHC MS ULTIMATE 819 P

WC MILESTONE 5223 P
WC CCC SWEETHEART 1140 P

CCC WC RESOURCE 417 P
WC ROLLS ROYCE 3177 P ET
LT PATRIOT 4004 PLD
LT MAXINE 6037 PLD

LT TIOGA 4090 PLD
BHC MS ULTIMATE 301

EPDs												
CE	BW	WW	YW	Milk	MCE	Mtnl	SC	CW	REA	Fat	MB	TSI
16.8	-4.7	66	112	33	11.6	66	0.9	19	0.51	0.013	0.16	255.76

A top performer at weaning, 3098 knocked it out of the park with his 111-weaning ratio. Genetic capabilities indicate a heifer breeding prospect full of calving ease. On top of that, this dude is strong in his maternal EPD traits as well. Breed him to heifers and keep all his daughters.



CCC Clyde The Glide 0035 P
SIRE OF LOTS 46-48

46 FC CLYDE 3078 PLD

DOB: 2/7/2023 Reg# M994311 Polled ID: 3078

Sire HCR JOCKEY 8055 PLD
CCC CLYDE THE GLIDE 0035 P

WC CCC BRENDA 6297 P

Dam LT LEDGER 0332 P
BHC MS LEDGER 525 P

4L MS SAMANTHA UNLIMITED 853
MR GC COWBOY 609 P
4L GC MS UNLIMITED SANDRA

EPDs												
CE	BW	WW	YW	Milk	MCE	Mtnl	SC	CW	REA	Fat	MB	TSI
11.9	-1.1	66	121	31	11.5	64	1.0	31	0.92	0.023	0.16	264.40

Elite growth bull within this offering. His 111 ratio for both WW and YW are some of the best in the sale this year. Maternal and carcass traits are his EPD calling cards, so consider this Clyde son for infusing those traits into a set of calves.

47 FC CLYDE 3093 PLD

DOB: 2/12/2023 Reg# M994314 Polled ID: 3093

Sire HCR JOCKEY 8055 PLD
CCC CLYDE THE GLIDE 0035 P

WC CCC BRENDA 6297 P

Dam JLS TOTAL REWARD 157X PLD
BHC MS REWARD 204 P

BHC MS REGENCY 9009 P

LT PYRAMID 6164 PLD
MISS HCR SILVER 1002 PLD
WC BENELLI 2134 P ET
WC CCC MS BRENDA 3407 P ET
EC NO DOUBT 2022 P
JLS GRATITUDE 157 PLD

BHC REGENCY 7063 P
HART'S MS MAC 4055

EPDs												
CE	BW	WW	YW	Milk	MCE	Mtnl	SC	CW	REA	Fat	MB	TSI
10.8	-0.4	56	100	34	11.5	62	0.7	15	0.28	0.002	0.15	241.47

Clyde son from a productive Hart bred female on the bottom side of the pedigree. His maternal traits are highlighted in his EPD profile, but don't overlook his IMF scan of over 3.0 to add carcass quality.

48 FC CLYDE 3138 PLD

DOB: 2/28/2023 Reg# M994326 Polled ID: 3138

Sire HCR JOCKEY 8055 PLD
CCC CLYDE THE GLIDE 0035 P

WC CCC BRENDA 6297 P

Dam PV CAD 1014 PLD
BHC MS CAD 350 P

BHC NO DOUBT 8012 P

LT PYRAMID 6164 PLD
MISS HCR SILVER 1002 PLD

WC BENELLI 2134 P ET
WC CCC MS BRENDA 3407 P ET
PV CAD 844 PLD
PV FASTLANE 827 PLD

EC NO DOUBT 2022 P
BHC MS JAMBUSTER 3026 P

EPDs												
CE	BW	WW	YW	Milk	MCE	Mtnl	SC	CW	REA	Fat	MB	TSI
16.3	-3.1	61	108	32	14.5	62	0.7	27	0.74	0.018	0.06	249.52

3138 is a curve bending type of sire prospect with high growth measures on his record while still being full of calving ease genetics. He is another Clyde son from a Hart bred female that has been working hard forever, as she was born in 2013. Longevity in a cow family is worth the investment in a commercial operation.

49 FC BOOMTOWN 3067

DOB: 1/30/2023 Reg# M994306 Dehorned ID: 3067

Sire RBM FARGO Y111
SAT BOOMTOWN 8303 P ET

M6 MS JEWEL 428 P

Dam LT PATRIOT 4004 PLD
SAT MS TIARA 7224

POLLED SC MS TIARA 4227 P

SPARROWS FARGO 811U
HC RHINESTONE 5100

M6 COOL REP 8108 ET
M6 MS NEW JEWEL 0155 PLD
LT LEDGER 0332 P
LK MISS RIO 2119

EATONS CROSS FIRE 10365
SC MISS PRO-LINE 1024P

BW 74 AWW/R 696/98 AYW/R 1,174/99

EPDs Adj. REA/R 16.53/109 Adj. %IMF/R 2.66/88 Adj. Rib Fat/R 0.32/123

CE	BW	WW	YW	Milk	MCE	Mtln	SC	CW	REA	Fat	MB	TSI
9.0	-3.3	64	118	29	5.2	61	1.1	29	0.93	0.029	-0.01	259.78

Huge REA bull with a 16.5 inch scan. This Boomtown son is an all-around quality bull with a no-holes EPD profile. This is the kind of bull to study to keep your herd out of trouble and moving forward.



SAT Boomtown 8303 P ET

SIRE OF LOTS 49-50

50 FC BOOMTOWN 3151 PLD

DOB: 3/15/2023 Reg# M994332 Polled ID: 3151

Sire RBM FARGO Y111
SAT BOOMTOWN 8303 P ET

M6 MS JEWEL 428 P

Dam LT EASE 9014 PLD
JGS EASY SCHURSHOT Z239

JGS MS DY SCHURSHOT X022

SPARROWS FARGO 811U
HC RHINESTONE 5100

M6 COOL REP 8108 ET
M6 MS NEW JEWEL 0155 PLD
LT UNLIMITED EASE 9108
LT DEE'S ASSERT 7030 P

LT DOUBLE YIELD 8360 PLD
JGS MS SCHURSHOT M502 ET

BW 102 AWW/R 685/97 AYW/R 1,183/98

EPDs Adj. REA/R 15.07/99 Adj. %IMF/R 2.03/67 Adj. Rib Fat/R 0.20/77

CE	BW	WW	YW	Milk	MCE	Mtln	SC	CW	REA	Fat	MB	TSI
8.8	-0.3	59	105	26	5.5	56	0.8	21	0.74	0.013	-0.14	240.44

Just a March born with plenty of quality. He is balanced in his performance, as you have come to expect from the Boomtown sire group. There's only a couple of them this year, so don't let them pass by.

52 FC COUNTY LINE 3128 PLD

DOB: 2/23/2023 Reg# M994525 Polled ID: 3128

Sire WCR KINGSBURY 116 P
WCR COUNTY LINE 3132 P

WCR MS NO QUESTION 1237 P

Dam TR MR FIREWATER 8600U
WCR MS FIREWATER 6151 P

WCR MS BIGBEN 1083 P

EATONS VISIONARY 2044 P
WCR MISS POWEREDGE 9132 P

CFL NO QUESTION 732
KC MISS DESIGN 7593 P
TR MR FIRE WATER 5792RET
BCI MISS VERYLIMIT 6033P

WC BIG BEN 9036 P
WCR MS DESIGN 9139 P

BW 108 AWW/R 648/92 AYW/R 1,173/98

EPDs Adj. REA/R 12.50/82 Adj. %IMF/R 3.17/105 Adj. Rib Fat/R 0.37/142

CE	BW	WW	YW	Milk	MCE	Mtln	SC	CW	REA	Fat	MB	TSI
-1.4	3.1	58	107	25	4.5	54	1.1	21	0.22	0.034	0.19	243.70

3128 ranks highly among his contemporaries for his IMF quality data. Another outcross option to most bulls who wear the FC prefix, making him a strong candidate to breed your retained daughters from past bull purchases.

51 FC COUNTY LINE 3127 PLD

DOB: 2/23/2023 Reg# M994524 Polled ID: 3127

Sire WCR KINGSBURY 116 P
WCR COUNTY LINE 3132 P

WCR MS NO QUESTION 1237 P

Dam WC BIG BEN 9036 P
WCR MS BIG BEN 6169 P

WCR MS FIREWATER 1091 P

EATONS VISIONARY 2044 P
WCR MISS POWEREDGE 9132 P

CFL NO QUESTION 732
KC MISS DESIGN 7593 P
LT BLUEGRASS 4017 P
VCRMISSECHES9506POLLED

TR MR FIREWATER 8600U
WCR MS DUKE 9122 P

BW 80 AWW/R 669/95 AYW/R 1,200/100

EPDs Adj. REA/R 14.91/98 Adj. %IMF/R 3.10/103 Adj. Rib Fat/R 0.33/127

CE	BW	WW	YW	Milk	MCE	Mtln	SC	CW	REA	Fat	MB	TSI
8.2	-1.9	62	105	22	6.6	53	1.1	11	0.38	0.024	0.17	245.87

A WCR County Line 3132 son whose performance data is highlighted by his strong REA and IMF. 3127 presents and outcross pedigree to many Full Circle bulls in past sales, opening their usefulness to anyone who has shopped here for Charolais herd sires.

53 FC ICON 3146 PLD

DOB: 3/7/2023 Reg# M994526 Polled ID: 3146

Sire PZC BOTTOMS UP 5011 ET
WCR ICON 756 P

WCR MS COUNTYLINE 5251 P

Dam TR-WCR RUSTLER 2510Z
WCR MS RUSTLER 478 P

WCR MS PAUL 287 P

TR MR FIRE WATER 5792RET
THOMAS MS IMPRESSIVE0641

WCR COUNTY LINE 3132 P
WCR MS IMPRESSIVE 3152 P
WR WRANGLER W601
TR MS PRIMECAT 0553X

WCR SIR PAUL 9803 ET P
WCR MS VISION 909 P

BW 88 AWW/R 632/89 AYW/R 1,138/95

EPDs Adj. REA/R 14.05/93 Adj. %IMF/R 2.59/86 Adj. Rib Fat/R 0.28/108

CE	BW	WW	YW	Milk	MCE	Mtln	SC	CW	REA	Fat	MB	TSI
12.8	-3.8	62	125	34	2.7	65	0.8	26	0.46	0.024	0.05	268.93

Curve bending genetic profile with his BW and YW EPD both ranking highly in the Charolais population. His TSI value is in the upper echelon of the breed population as well. This bull suits many facets of the beef industry.



JWC MARKETING LLC
PO BOX 1368
PLATTE CITY, MO 64079

3025



3136



SATURDAY • MARCH 16 • 1 PM
WINTER LIVESTOCK • DODGE CITY, KS

3040



3058

